



F.No. K-16015/1/2022-AMRUT-1B
Government of India
Ministry of Housing and Urban Affairs
AMRUT Division

Nirman Bhawan, New Delhi,
dated the 25.09.2024

OFFICE MEMORANDUM

Subject: Minutes of the 11th Meeting of Apex Committee for Atal Mission for Rejuvenation and Urban Transformation (AMRUT) 2.0 held on 23.09.2024.

The undersigned is directed to refer to the subject mentioned above and to forward herewith the minutes of the 11th meeting of APEX Committee under the Atal Mission for Rejuvenation and Urban Transformation (AMRUT) 2.0 held on 23.09.2024 in the Ministry of Housing and Urban Affairs for information and necessary action (s).

Encl: As above.

(Ravi Chandra)
Under Secretary (AMRUT)
Contact: 011-23061407

To

1. Secretary (Department of Expenditure), Member [email: secyexp@nic.in]
2. Secretary (Department of Economic Affairs), Member [email: secy-dea@nic.in]
3. Secretary (Drinking Water & Sanitation), Member [email: secydws@nic.in]
4. Secretary (Environment, Forest & CC), Member [email: secy-moef@nic.in]
5. Joint Secretary / Advisor, NITI Ayog, Member
6. Joint Secretary & FA, MoHUA, Member
7. Adviser (CPHEEO), Member
8. Director, NIUA, India Habitat Centre, New Delhi, Member
9. Additional Chief Planner, TCPO, Vikas Bhawan, IP Estate, New Delhi, Member

Copy to:

1. Principal Secretary / Secretary – Urban Development Department – All States/UTs
2. State Mission Director (AMRUT) – All States/UTs.

Copy for information to:

1. PSO to Secretary (HUA)
2. Sr. PPS to Additional Secretary (AMRUT)
3. PPS to Media Advisor.
4. PS to Directors (AMRUT).
5. PS to Deputy Secretary (AMRUT).
6. All Under Secretaries (AMRUT)
7. Team Leader, PMU (AMRUT), MoHUA.

Minutes of the 11th Meeting of the Apex Committee of Atal Mission for Rejuvenation and Urban Transformation (AMRUT) 2.0 held under the Chairmanship of Secretary (HUA) on 23.09.2024 from 10:30 AM to 11:30 AM

The 11th Meeting of the Apex Committee of Atal Mission for Rejuvenation and Urban Transformation (AMRUT) 2.0 was held on 23.09.2024 at 10.30 AM under the Chairpersonship of Secretary, HUA to review the progress under AMRUT 2.0 and to consider the proposals submitted by the States/ UTs. The List of participants is at Annexure-A.

2. At the outset, Additional Secretary (AMRUT), HUA welcomed the Chair and other Members of the Apex Committee and participating officers from State/ UT Governments. Director (AMRUT) initiated the discussion on agenda of the meeting through detailed presentation on items of the agenda.

3. The Apex Committee deliberated on the agenda and the decision taken during the meeting are as below:

3.1. Review of progress in implementation of Atal Mission for Rejuvenation and Urban Transformation (AMRUT) 2.0.

3.1.1 Director (AMRUT), HUA briefed about the progress of AMRUT 2.0. The Committee noted that projects worth ₹1,82,591.54 crore have been approved under AMRUT 2.0, against which DPRs worth ₹1,19,913.24 crore have been approved. Out of the above, projects worth ₹78,342.64 crore have been grounded including completed projects worth ₹1007.26 crore.

Discussion: The Committee observed that preparation of DPRs and pace of implementation may be expedited. The grounding of projects needs to be fast tracked. The Chair also desired that the States should share their experience in implementation of DFT projects and come up with some lighthouse projects as demonstration projects.

States were requested to identify per capita O&M costs and identify mechanism to cover the same from the users. Citizen's engagement in large infrastructure projects and their maintenance may be ensured for owning up the projects by the users. Possibilities may be explored for engagement of engineering students in project planning, implementation and monitoring so that assets that are built are managed in a professional manner.

The Committee observed that four Institutes have been designated by this Ministry as Centres of Excellence (CoE) in Urban Planning and Design. The Chair desired that the CoEs may be asked to design certified courses / structured programmes for capacity building of the officials.

3.2. Consideration/ approval of State Water Action Plans (SWAPs) by the following States/UTs (details attached as Annexure- I to V) under Atal Mission for Rejuvenation and Urban Transformation (AMRUT) 2.0:

3.2.1 Karnataka

State/UT	Total CA (₹ crore)	SWAP (₹ crore)	CA in current SWAP (₹ crore)	ULBs Covered	No. of Projects	Project Cost without O&M (₹ crore)	Tranche Details
Karnataka	4,628	1,284.47	537.51	100	473	1192.42	Tranche 3

Discussion: It was explained that the State of Karnataka has made adequate provision for the management of sewage through state funded projects. Water supply coverage improved through externally funded projects in various Cities of the State.

Decision: Apex Committee approved the SWAP submitted by the State of Karnataka.

3.2.2 Kerala

State/UT	Total CA (₹ crore)	SWAP (₹ crore)	CA in current SWAP (₹ crore)	ULBs Covered	No. of Projects	Project Cost without O&M (₹ crore)	Tranche Details
Kerala	1,374	1,388.99	464.60	83	299	1,240.35	Tranche 3

Discussion: It was explained in the meeting that the current SWAP is proposed to enhance the water & sewer coverage and connections. The overall objective is to serve those areas in which trunk lines were laid in other schemes. Hence the services connections are higher. Regarding the sewerage, it was informed by the State that most of the household has septic tanks and the cost is higher due to taking up entirely new network of sewerage in those areas. The State was emphasized to enhance the reuse of used water.

The Committee observed that most of the connections in water and sewerage are covered under existing connections serviced. The State was asked to explore the possibilities of beneficiaries' contribution for the same.

The State requested to drop 49 projects worth ₹257.28 crore with CA of ₹87.27 crore and replaced with 01 project worth ₹16.50 crore with C.A. ₹4.85 crore.

Decision: Apex Committee **approved** the SWAP submitted by the State of Kerala. The Committee also agreed for dropping of 49 projects and replacement of 01 project.

3.2.3 Madhya Pradesh

State/UT	Total CA (₹ crore)	SWAP (₹ crore)	CA in current SWAP (₹ crore)	ULBs Covered	No. of Projects	Project Cost without O&M (₹ crore)	Tranche Details
Madhya Pradesh	4,065	4,981.04	1,304.16	29	29	4,522.02	Tranche 3

Discussion: State of Madhya Pradesh was asked to expedite the implementation of approved AMRUT 2.0 projects. State was also asked to take up projects in water supply sector to ensure 100% coverage in all statutory towns

Decision: Apex Committee **approved** the SWAP submitted by the State of Madhya Pradesh

3.2.4 Dadra and Nagar Haveli and Daman and Diu

State/UT	Total CA (₹ crore)	SWAP (₹ crore)	CA in current SWAP (₹ crore)	ULBs Covered	No. of Projects	Project Cost without O&M (₹ crore)	Tranche Details
Dadra and Nagar Haveli and Daman and Diu	30	63.47	30	1	1	58.44	Tranche 1

Discussion: It was noted that the UT has taken up projects for the first time under AMRUT 2.0. The UT was requested to implement the project on a timely manner.

Decision: Apex Committee **approved** the SWAP submitted by the UT of Dadra and Nagar Haveli and Daman and Diu.

3.2.5 Rajasthan

State/UT	Total CA (₹ crore)	SWAP (₹ crore)	CA in current SWAP (₹ crore)	ULBs Covered	No. of Projects	Project Cost without O&M (₹ crore)	Tranche Details
Rajasthan	3552	129.86	56.24	33	44	126.98	Tranche 3- Project addition

Discussion: It was explained in the meeting that the project addition to the current SWAP is for water body rejuvenation. It was desired that the State should add rejuvenation components such as desilting, I&D, etc in the water body rejuvenation projects wherever missing and ensure meeting of prescribed water quality parameters. The Chair highlighted that there is a need for rejuvenation of Pushkar Lake owing to its historical and cultural significance. The state may consider taking it up after following due process as per scheme guidelines

Decision: Apex Committee approved the SWAP submitted by the State of Rajasthan.

4. Ex post facto approval of Project Funds released under AMRUT / AMRUT 2.0

Sl. No	State/ UT	Fund Released (₹ crore)	Date of Sanction Order	Remark
1	Tripura	36.84	14.02.2024	SWAP-1 (AMRUT 2.0)
2	Nagaland	35.19	14.02.2024	SWAP-1 (AMRUT 2.0)
3	Sikkim	2.97	14.02.2024	SAAP-I, II, III (AMRUT)
4	Tamil Nadu	447.72	14.02.2024	SWAP-2 (AMRUT 2.0)
5	Himachal Pradesh	24.56	28.02.2024	SWAP-2 & 3 (AMRUT 2.0)
6	Ladakh	1.80	29.02.2024	SAAP-I, II, III (AMRUT)
7	Puducherry	16.40	29.02.2024	SWAP-2 (AMRUT 2.0)
8	Mizoram	5.65	11.03.2024	SAAP-I, II, III (AMRUT)
9	Haryana	9.43	14.03.2024	SAAP-I, II, III (AMRUT)
10	Rajasthan	53.26	28.03.2024	SAAP-I, II, III (AMRUT)
11	Kerala	207.23	28.03.2024	SAAP-I, II, III (AMRUT)
12	Uttar Pradesh	156.66	29.03.2024	SWAP-2 (AMRUT 2.0)
13	Maharashtra	691.27	28.05.2024	SWAP-2 (AMRUT 2.0)
14	Uttar Pradesh	618.60	30.05.2024	SWAP-2 (AMRUT 2.0)
15	Gujarat	17.53	31.05.2024	S-SWAP (AMRUT 2.0)
16	Gujarat	257.46	31.05.2024	SWAP 3 (AMRUT 2.0)
17	A&N Islands	5.51	07.08.2024	SWAP-1 (AMRUT 2.0)
18	Odisha	45.24	16.08.2024	SWAP-3 (AMRUT 2.0)
19	Maharashtra	249.94	11.09.2024	SAAP-I, II, III (AMRUT)
20	Uttarakhand	28.84	19.09.2024	SWAP-1 (AMRUT 2.0)
21	Rajasthan	386.17	20.09.2024	SWAP-2 & 3 (AMRUT 2.0)
Total		3,298.27		

Decision: The Apex Committee noted that the Department of Expenditure has granted extension for AMRUT fund releases till 31st December, 2024. The Committee was apprised of the release of above funds to States/ UTs under AMRUT and AMRUT 2.0.

5. Ex post facto approval of release of funds for Sub Scheme on Formulation of GIS based Master Plan for Class -II Towns under AMRUT 2.0

Sl. No	Name of State	Amount (₹)	Instalment	Sanction Order No. and date
1	Manipur	72,00,000.00	First	K-I 401 1/59/2023-AMRUT-IIA, dated 2nd February, 2024
2	Maharashtra	99,21,226.00	First	K-14011/59/2023-AMRUT/IIA on 19th September, 2024
3	Nagaland	72,00,000.00	First	K-I 401 1/59/2023-AMRUT-IIA, 8th February, 2024
4	Odisha	1,00,80,000.00	First	K-I 401 1/59/2023-AMRUT-IIA, 22nd July, 2024
5	Tripura	2,30,40,000.00	First	K-14011/59/2023-AMRUT-IIA, dated 11th March, 2024
6	Uttarakhand	3,31,20,000.00	First	K-14011/59/2023-AMRUT-IIA, dated 22nd July, 2024
7	Survey of India	4,92,06,636.00	First	K-14011/59/2023-AMRUT-IIA, 7th June, 2024
8	National Remote Sensing Centre	47,18,241.00	First	K-14011/59/2023-AMRUT-IIA, dated 8th February, 2024
9	Indian Institute of Remote Sensing	36,00,000.00	First	K-14011/59/2023-AMRUT-IIA, dated 3rd June, 2024
Total		14,80,86,103.00		

Decision: The Apex Committee was apprised of the release of above funds to States/ UTs under GIS Sub scheme of AMRUT 2.0.

6. Ex post facto approval of release of funds for Sub Scheme on Formulation of GIS based Master Plans for AMRUT cities.

Sl. No	Name of State	Amount (₹)	Instalment	Sanction Order No. and date
1	Manipur	1,540,000.00	Fourth	K-14011/49/2019-AMRUT/IIA Dated 8 th February, 2024
2	Tamil Nadu	20,786,134.00	Third	K-14011/73/2019-AMRUT /IIA Dated 19 th March, 2024
3	Kerala	1,28,00,000.00	Fourth	K-14011/61/2019-AMRUT/IIA on 19th September, 2024
Total		3,51,26,134.00		

Decision: The Apex Committee was apprised of the release of above funds to States/ UTs under GIS Sub scheme of AMRUT.

7. Ex post facto approval of release of funds Local Area Plan and Town Planning Scheme (LAP-TPS) Sub-Scheme for 25 cities under AMRUT.

Sl. No	Name of State	Amount (₹)	Instalment	Sanction Order No. and date
1	Mizoram	80,00,000.00	Second	Dated 2 nd February, 2023
2	Manipur	80,00,000.00	Second	Dated 2 nd February, 2023

3	West Bengal	80,00,000.00	Second	K-14011/30/2019-AMRUT-IIA Dated 19 th January, 2024
4	Uttarakhand	80,00,000.00	Second	K-14011/30/2019-AMRUT-IIA Dated 24 th January, 2024
Total		3,20,00,000		

Decision: The Apex Committee was apprised of the release of above funds to States/ UTs under Local Area Plan and Town Planning Scheme (LAP-TPS) sub scheme for 25 cities under AMRUT.

7. Release of funds under A&OE under AMRUT.

S.No.	States/ UTs	Funds released (in ₹)	Remarks
1	Gujarat	4,39,00,000	A&OE in FY 2024-25 under AMRUT 2.0
2	Jharkhand	1,15,00,000	A&OE in FY 2024-25 under AMRUT 2.0
3	Chandigarh	33,00,000	A&OE in FY 2024-25 under AMRUT 2.0
4	Haryana	1,46,00,000	A&OE in FY 2024-25 under AMRUT 2.0
5	Assam	1,48,00,000	A&OE in FY 2024-25 under AMRUT 2.0
6	Kerala	1,34,00,000	A&OE in FY 2024-25 under AMRUT 2.0
7	Gujarat	4,39,00,000	A&OE in FY 2024-25 under AMRUT 2.0
8	Punjab	1,79,00,000	A&OE in FY 2024-25 under AMRUT 2.0
9	Gujarat	20,00,00,000	Incentive for issuance of Municipal Bond in FY 2024-25 under AMRUT 2.0 (Ahmedabad)
10	Gujarat	10,00,00,000	Incentive for issuance of Municipal Bond in FY 2024-25 under AMRUT 2.0 (Vadodara)
11	Kerala	27,00,000	IEC in FY 2024-25 under AMRUT 2.0
12	Mizoram	6,00,000	IEC in FY 2024-25 under AMRUT 2.0
13	Telangana	56,00,000	IEC in FY 2024-25 under AMRUT 2.0
14	Tripura	13,00,000	IEC in FY 2024-25 under AMRUT 2.0
15	Chandigarh	7,00,000	IEC in FY 2024-25 under AMRUT 2.0
16	National Institute of Public Finance and Policy (NIPFP)	1,35,00,000	For establishing Centre for Research in Urban Public Finance (CeRUPF) at NIPFP
Total		48,77,00,000	

Decision: The Apex Committee was apprised of the release of above funds to States/ UTs under A&OE of AMRUT 2.0.

8. Release of funds under AMRUT MITRA initiative under AMRUT 2.0.

S.No.	State / UT	Financial year (all figures are in ₹ Cr)		
		2023-24	2024-25	Grand Total
1	Andaman & Nicobar Islands	-		-
2	Andhra Pradesh	0.22		0.22
3	Arunachal Pradesh	0.30		0.30
4	Assam	0.45		0.45
5	Bihar	0.41		0.41
6	Chandigarh	0.24		0.24

S.No.	State / UT	Financial year (all figures are in ₹ Cr)		
		2023-24	2024-25	Grand Total
7	Chhattisgarh	0.29		0.29
8	Gujarat	-	0.76	0.76
9	Haryana	0.39		0.39
10	Himachal Pradesh	0.21		0.21
11	Jharkhand	0.40		0.40
12	Kerala	0.75		0.75
13	Madhya Pradesh	0.28		0.28
14	Maharashtra	0.46		0.46
15	Manipur	0.15		0.15
16	Meghalaya	0.18		0.18
17	Mizoram	0.65		0.65
18	Nagaland	0.20		0.20
19	Puducherry	0.30		0.30
20	Punjab	1.45		1.45
21	Rajasthan	0.49		0.49
22	Sikkim	0.42		0.42
23	Tamil Nadu	1.10		1.10
24	Telangana	1.99		1.99
25	Tripura	0.17		0.17
26	Uttar Pradesh	1.99	1.99	3.97
27	Uttarakhand	0.27		0.27
Total		13.74	2.75	16.49

Decision: The Apex Committee was apprised of the release of above funds to States/ UTs under AMRUT Mitra initiative of AMRUT 2.0.

9. The meeting ended with Vote of Thanks to the Chair.

11th meeting of Apex Committee of AMRUT 2.0 held on 23.09.2024

List of Participants

- 1) Shri Srinivas Katikithala, Secretary, HUA - Chairman
- 2) Smt. D. Thara, Additional Secretary & MD (AMRUT), MoHUA - Member Secretary
- 3) Sh. Sanjeet, JS&FA, MoHUA
- 4) Ms. Debolina Kundu, Director, NIUA
- 5) Smt. Tanvi Garg, Director (AMRUT), MoHUA
- 6) Smt. Isha Kalia, Director (AMRUT), MoHUA
- 7) Representatives from State having SWAP under consideration:

S. No.	State	Name	Designation
1	Karnataka	Smt. Deepa M.	Secretary, Urban Development & State Mission Director – AMRUT 2.0
2		Shri. Prabhuling Kavalikatti	Director, Directorate of Municipal Administration, State Level Nodal Agency, AMRUT 2.0
3		Dr. Selvamani. R	Managing Director, Karnataka Urban Water Supply & Drainage Board
4	Kerala	Smt. Sharmila Mary Joseph	Principal Secretary, Urban Development
5		Shri. Sooraj Shaji	State Mission Director AMRUT 2.0
6		Shri. Binu Fransis	Managing Director, Kerala Water Authority
7	Madhya Pradesh	Shri. Neeraj Mandoli	Principal Secretary, Urban Development
8		Shri. Bharat Yadav	State Mission Director – AMRUT 2.0
9		Shri. Pradeep Mishra	Engineer in Chief
10	Dadra and Nagar Haveli and Daman and Diu	Dr. Sanjam Singh	Chief Officer, DMC
11		Shri. Rakesh Rathod	Junior Engineer
12	Rajasthan	Shri. Arun Vyas	Project Director, RUDISCO
13		Shri. Ummedsingh	General Manager, Finance
14		Shri. Jagannath Bariwa	SE, RUDISCO

- 8) Representatives of other States/ UTs who participated in the meeting through VC.
- 9) Members of PMU, IT-PMU and other teams assisting AMRUT in MoHUA.

Annexure-I

Ministry of Housing and Urban Affairs
Government of India

KARNATAKA SWAP Tranche 3

AMUR 2.0
Atal Mission for Rejuvenation
and Urban Transformation

Total Projects	473	Estimated Project Cost (in Cr.)	1284.468	Total Number of ULBs covered as part of this Tranche	100/314 (31.85 %)
CAPEX (in Cr.)	1192.42	O&M Cost (in Cr.)	92.048	PPP Projects submitted by million+ cities	0(0 Cr.)

Estimated Fund Allocation (in Cr.)

Central Assistance	State Share	ULB Share	XV FC	PPP	Other sources
537.508	472.386	269.344	0	6.7	0

Category	Water Supply	Sewerage & Septage Management	Water Body Rejuvenation	Parks & Green Spaces Development
Total No. of Projects	16	0	203	254
Estimated Project Cost (in Cr.)	599.99	0	542.267	142.211
(a) Central Assistance (in Cr.)	278.64	0	206.1699	52.6983
(b) State funds (in Cr.)	222.912	0	197.787699999999	51.68582
(c) ULB funds (in Cr.)	98.438	0	133.0874	37.81838
(d) XV FC funds (in Cr.)	0	0	0	0
(e) PPP (in Cr.)	0	0	6.7	0
(f) Other sources (in Cr.)	0	0	0	0

Key outcomes expected

54552	Number of water tap connections to be provided	0	Number of sewer connections to be provided in slum
26876	Number of water tap connections to be augmented	54.1 MLD	Quantity of source water to be augmented
13312	Number of connections to be provided with 24*7 water supply	38.53 MLD	Capacity of water treatment plant to be added or augmented
4930	Number of water tap connections to be provided in slum	0 MLD	Quantity of water to be recycled or reused
0	Number of sewer connections to be provided	0	Capacity of Sewage treatment plant added or augmented

Annexure-II



Ministry of Housing and Urban Affairs
Government of India

KERALA SWAP Tranche 3



Total Projects	299	Estimated Project Cost (in Cr.)	1338.989	Total Number of ULBs covered as part of this Tranche	83/93 (89.25 %)
CAPEX (in Cr.)	1240.355	O&M Cost (in Cr.)	98.634	PPP Projects submitted by million+ cities	0(0 Cr.)



Estimated Fund Allocation (in Cr.)

Central Assistance	State Share	ULB Share	XV FC	PPP	Other sources
490.348	456.112	392.483	0.032	0	0

Category	Water Supply	Sewerage & Septage Management	Water Body Rejuvenation	Parks & Green Spaces Development
Total No. of Projects	72	31	123	73
Estimated Project Cost (in Cr.)	583.16486	652.96628	62.1354	40.722
(a) Central Assistance (in Cr.)	248.9953	200.8646	23.996	16.4916
(b) State funds (in Cr.)	211.12687	209.26578	21.859999999999996	13.8593
(c) ULB funds (in Cr.)	123.04269	242.8359	16.26414	10.34012
(d) XV FC funds (in Cr.)	0	0	0	0.0315
(e) PPP (in Cr.)	0	0	0	0
(f) Other sources (in Cr.)	0	0	0	0

Key outcomes expected

80560	Number of water tap connections to be provided	0	Number of sewer connections to be provided in slum
216943	Number of water tap connections to be augmented	33.87 MLD	Quantity of source water to be augmented
4469	Number of connections to be provided with 24*7 water supply	35.1 MLD	Capacity of water treatment plant to be added or augmented
0	Number of water tap connections to be provided in slum	2.039 MLD	Quantity of water to be recycled or reused
26708	Number of sewer connections to be provided	33.647000000000006	Capacity of Sewage treatment plant added or augmented

 <p>Ministry of Housing and Urban Affairs Government of India</p>		<p>MADHYA PRADESH SWAP Tranche 3</p>			
Total Projects	29	Estimated Project Cost (in Cr.)	4981.04	Total Number of ULBs covered as part of this Tranche	29/418 (6.94 %)
CAPEX (in Cr.)	4522.023	O&M Cost (in Cr.)	459.017	PPP Projects submitted by million+ cities	0(0 Cr.)
Estimated Fund Allocation (in Cr.)					
Central Assistance	State Share	ULB Share	XV FC	PPP	Other sources
1304.165	2772.379	904.497	0	0	0
Category	Water Supply	Sewerage & Septage Management	Water Body Rejuvenation	Parks & Green Spaces Development	
Total No. of Projects	0	29	0	0	
Estimated Project Cost (in Cr.)	0	4981.04	0	0	
(a) Central Assistance (in Cr.)	0	1304.1645	0	0	
(b) State funds (in Cr.)	0	2772.3785	0	0	
(c) ULB funds (in Cr.)	0	904.497	0	0	
(d) XV FC funds (in Cr.)	0	0	0	0	
(e) PPP (in Cr.)	0	0	0	0	
(f) Other sources (in Cr.)	0	0	0	0	
Key outcomes expected					
0	Number of water tap connections to be provided	124052	Number of sewer connections to be provided in slum		
0	Number of water tap connections to be augmented	0 MLD	Quantity of source water to be augmented		
0	Number of connections to be provided with 24*7 water supply	0 MLD	Capacity of water treatment plant to be added or augmented		
0	Number of water tap connections to be provided in slum	274.08 MLD	Quantity of water to be recycled or reused		
1110823	Number of sewer connections to be provided	1000.59	Capacity of Sewage treatment plant added or augmented		

Annexure-IV

Total Projects	1	Estimated Project Cost (in Cr.)	63.47	Total Number of ULBs covered as part of this Tranche	1/3 (33.33 %)
CAPEX (in Cr.)	58.44	O&M Cost (in Cr.)	5.03	PPP Projects submitted by million+ cities	0(0 Cr.)


Estimated Fund Allocation (in Cr.)

Central Assistance	State Share	ULB Share	XV FC	PPP	Other sources
30	33.47	0	0	0	0

Category	Water Supply	Sewerage & Septage Management	Water Body Rejuvenation	Parks & Green Spaces Development
Total No. of Projects	0	1	0	0
Estimated Project Cost (in Cr.)	0	63.47	0	0
(a) Central Assistance (in Cr.)	0	30	0	0
(b) State funds (in Cr.)	0	33.47	0	0
(c) ULB funds (in Cr.)	0	0	0	0
(d) XV FC funds (in Cr.)	0	0	0	0
(e) PPP (in Cr.)	0	0	0	0
(f) Other sources (in Cr.)	0	0	0	0


Key outcomes expected

0	Number of water tap connections to be provided	0	Number of sewer connections to be provided in slum
0	Number of water tap connections to be augmented	0 MLD	Quantity of source water to be augmented
0	Number of connections to be provided with 24*7 water supply	0 MLD	Capacity of water treatment plant to be added or augmented
0	Number of water tap connections to be provided in slum	6 MLD	Quantity of water to be recycled or reused
8364	Number of sewer connections to be provided	10	Capacity of Sewage treatment plant added or augmented



Ministry of Housing and Urban Affairs
Government of India

RAJASTHAN SWAP Tranche 3 Additional Projects



अमृत 2.0
Atal Mission for Rejuvenation
and Urban Transformation

Total Projects 44	Estimated Project Cost (in Cr.) 129.86	Total Number of ULBs covered as part of this Tranche 33/240 (13.75 %)
CAPEX (in Cr.) 126.98	O&M Cost (in Cr.) 2.88	PPP Projects submitted by million+ cities 44(129.86 Cr.)

Estimated Fund Allocation (in Cr.)

Central Assistance	State Share	ULB Share	XV FC	PPP	Other sources
56.24	58.505	15.72	0.1	0	0

Category	Water Supply	Sewerage & Septage Management	Water Body Rejuvenation	Parks & Green Spaces Development
Total No. of Projects	0	0	43	1
Estimated Project Cost (in Cr.)	0	0	127.89	1.97
(a) Central Assistance (in Cr.)	0	0	55.5969	0.6433
(b) State funds (in Cr.)	0	0	57.60859999999999	0.8967
(c) ULB funds (in Cr.)	0	0	15.2895	0.43
(d) XV FC funds (in Cr.)	0	0	0.1	0
(e) PPP (in Cr.)	0	0	0	0
(f) Other sources (in Cr.)	0	0	0	0

Key outcomes expected

0 Number of water tap connections to be provided	0	Number of sewer connections to be provided in slum
0 Number of water tap connections to be augmented	0 MLD	Quantity of source water to be augmented
0 Number of connections to be provided with 24*7 water supply	0 MLD	Capacity of water treatment plant to be added or augmented
0 Number of water tap connections to be provided in slum	614.35 MLD	Quantity of water to be recycled or reused
0 Number of sewer connections to be provided	870.89	Capacity of Sewage treatment plant added or augmented